

VIII Std - English - Term : 3 .

**சமச்சீர்க்கல்வி  
பாடத்திட்டம்.**

**LESSON PLAN  
VIII Std - ENGLISH  
TERM : 3**

**தமிழ்நாடு அரசு  
பாடநூல் பாடத்திட்டம்**

# பாடத்திட்டம்

## எட்டாம் வகுப்பு – ஆங்கிலம்

### பருவம் : 3

அன்பிற்கினிய ஆசிரியப் பெருமக்களே,

தமிழ்நாடு அரசின் சமச்சீர் கல்வித் திட்டத்தின் கீழ் வெளியிடப்பட்ட மூன்றாம் பருவம், எட்டாம் வகுப்பு ஆங்கிலப் பாடநூலில் இடம் பெற்றுள்ள பாடங்களுக்கான பாடத்திட்டங்களை அதற்குரிய படிநிலைகளின் அடிப்படையில் எழுதியுள்ளேன்.

படித்துப் பாருங்கள். உங்களுக்கு உதவும் என்றால் பயன்படுத்திக் கொள்ளுங்கள். பிழைகள் இருப்பின் தெரியப்படுத்துங்கள். அடுத்த மின்பதிப்பில் திருத்திக் கொள்ள உதவியாக இருக்கும்.

இதை விட இன்னும் சிறப்பாக செய்யலாம் என்ற உங்களது மனக்கருத்துகளையும் தெரியப்படுத்துங்கள்.

தங்களது மேலான வழிகாட்டல்களையும், ஆலோசனைகளையும் ஆவலோடு எதிர்நோக்குகிறேன்.

பி.டி.எப். வடிவில் இருக்கும் இப்பாடத்திட்டத்தைத் தங்களது ஆன்ட்ராய்டு செல்பேசியில் பதிவிறக்கம் செய்து குறிப்பு நோட்டைப் போலவும் இதைப் பயன்படுத்தலாம். கணினியில் பதிவிறக்கம் செய்து கொண்டு இப்பாடத்திட்டத்தை பயிற்சி ஏடு போல் புரோஜக்டர் மூலம் வகுப்பறையிலும் பயன்படுத்தலாம்.

ஆசிரியர்களுக்கும், மாணவர்களுக்கும் இம்முயற்சி பயனுள்ளதாக இருக்கும் என்று நம்புகிறேன்.

உங்கள் கருத்துகளையும் தெரிவியுங்கள்.

அன்புடன்,

**பா. விஜயராமன்,**

ஆசிரியர்.

coimbatorev6@gmail.com

## Lesson Plan English - VIII

- 1. Topic of the lesson** : The Unforgettable Johnny  
**2. Unit** : 1  
**3. Nature of the unit** : Tree and Branch  
**4. Learning format** : Self study and group study  
**5. Learning skill** :

1. To know about learning difficulties such as dylexia, dygraphia, dyscalculia, ....

2. To know about the famous personalities with learning difficulties such as Einstein, Edison, Da vinci and Agatha.

3. To understand our friends with learning difficulties and help them to read and write.

**6. Introduction** :

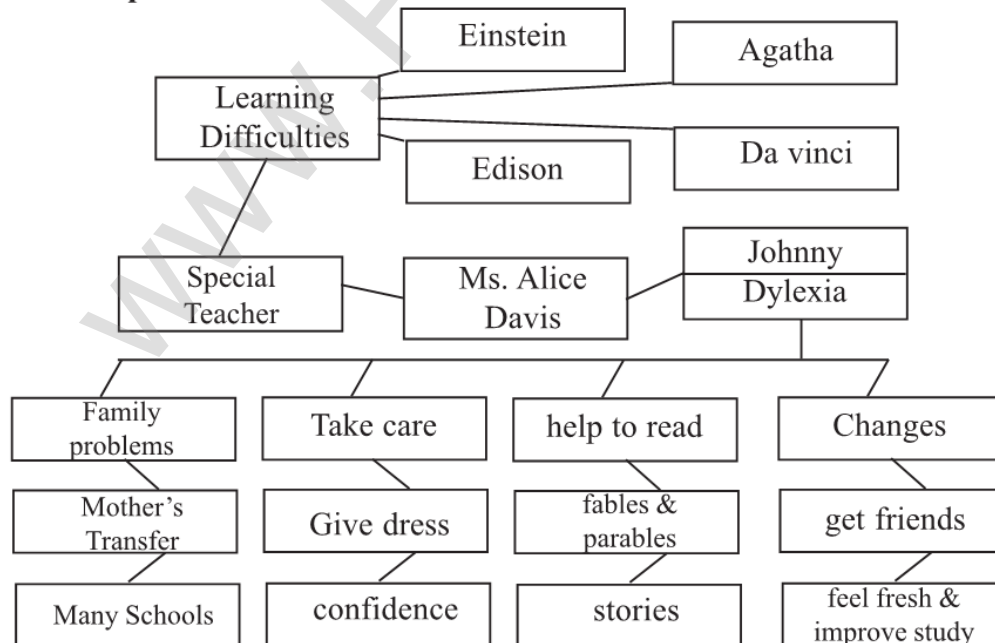
**a) Motivation** : The teacher explains the films like Taare Zamin Par (Stars on Earth), Dhoni and Haridoss.

**b) Motivational question:** If you have some learning difficulties, is it possible to do a achievement?

**7. New words :**

avoid	- stun	neglect	- ignore
dylexia	- difficulty with reading and spelling		
bruised	- injured		
bully	- to hurt	scared	- frightened
friendly	- pleasant	thrill	- excite
cherish	- value	generous	- willing to give freely
nurture	- cherish	enkindle	- inspire

**8. Mind map :**



**9. Consolidation** : The teacher asks the students to collect details in the following topics.

1. Famous personalities with learning difficulties
2. Ms. Alice Davice, a model teacher
3. Johnny's problems
4. Changes of Johnny

**10. Presentation** : The teacher asks the students to explain their views about

1. Famous personalities with learning difficulties,
2. Ms. Alice Davice, a model teacher,
3. Johnny's problems,
4. Changes of Johnny.

**11. Reinforcement** : The teacher asks the students to develop the following hints:

Ms. Alice Davice - Johnny - learning difficulties - family problems - Mother's transfer - many schools - rough manners - dirty clothes - Alice gave dress - help Johnny - read stories - improve study - feel fresh.

**12. Evaluation** :

1. What is dylexia?
2. What problems did Johnny have with learning?
3. What was Johnny's past history?
4. Who troubled Johnny?
5. What was the turning point in Johnny's life?
6. What did Johnny do before he left?

**13. Remedial Measures** : The teacher teaches the below average students, with the help of above average students

**14. Formative Assessment** : Draw the picture of Johnny and Ms. Alice Davice.

**15. Follow up** : Collect more words starting with 'dy' such as dylexia, dysgraphia, dyscalculia,...

**16. Date** :

**17. Signature of the teacher** :

**18. Signature of the H.M** :

## Lesson Plan English - VIII

- 1. Topic of the lesson** : Nine Gold Medals (Poem)  
**2. Unit** : 1  
**3. Nature of the unit** : Stand alone  
**4. Learning format** : Self study and group study  
**5. Learning skill** :

1. To appreciate the concept of the poem
2. To understand the helping tentandacy of the mind.
3. To develop the habits of patience, sympathy and unity.

**6. Inroduction** :

**a)Motivation** : The teacher says the success stories of phycally chal-  
lenged people like,

1. Sudha Chandran - dancer
2. Bethovan - musician
3. Stephen Hawking - scientist
4. Einstein - scientist
5. Hellen Keller - writer
6. John Milton - poet
7. Jessica cax - pilot (without hands)
8. Irattai Pulavarkal - Tamil poets
9. Ramaiya Pillai - Thirukural orator

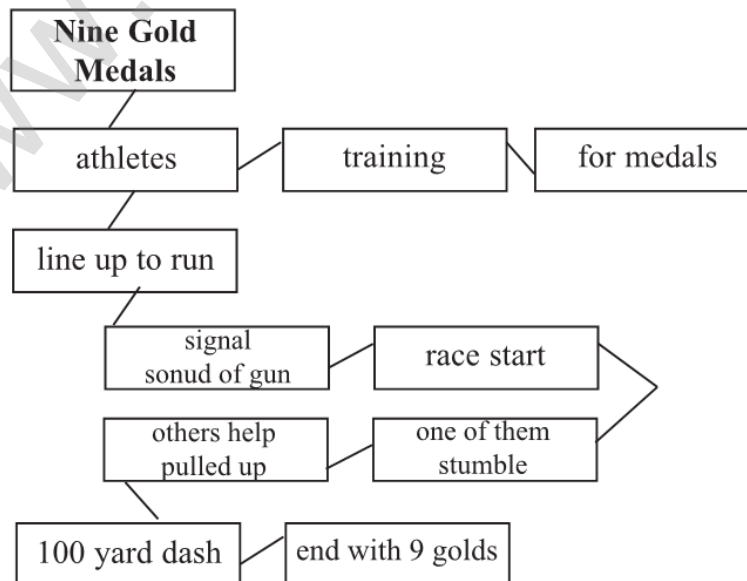
The teacher says the quote, *Disability is not inability!*

**b)Motivational question:** What is winning?

**7. New words :**

international	- world level	signal	- symbol
pistol	- small gun	explode	- burst
compete	- participate	around	- in a round
stumble	- slip	stagger	- unsteady
beaming	- smiling	resolve	- determine
ovation	- round of applause		

**8. Mind map :**



VIII Std - English - Term : 3 .

**9. Consolidation** : The teacher divides the poem as stanza I, stanza II, stanza III and stanza IV and narrates about each stanza in a brief.

**10. Presentation** : The teacher asks the students to explain their views about each stanza.

**11. Reinforcement** : The teacher asks the students to sing the poem.

**12. Evaluation** :

1. When does one get a gold medal?
2. Who gets a silver medal?
3. How many competitors were there for the event?
4. What happened when the gun was fired?
5. Who gave the standing ovation?
6. What would you have done if you were one of the eight runners?

**13. Remedial Measures** : The teacher teaches the below average students, with the help of above average students

**14. Formative Assessment** : Draw a picture of the athlete of special olympics.

**15. Follow up** : Collect more information about famous differently abled people.

**16. Date** :

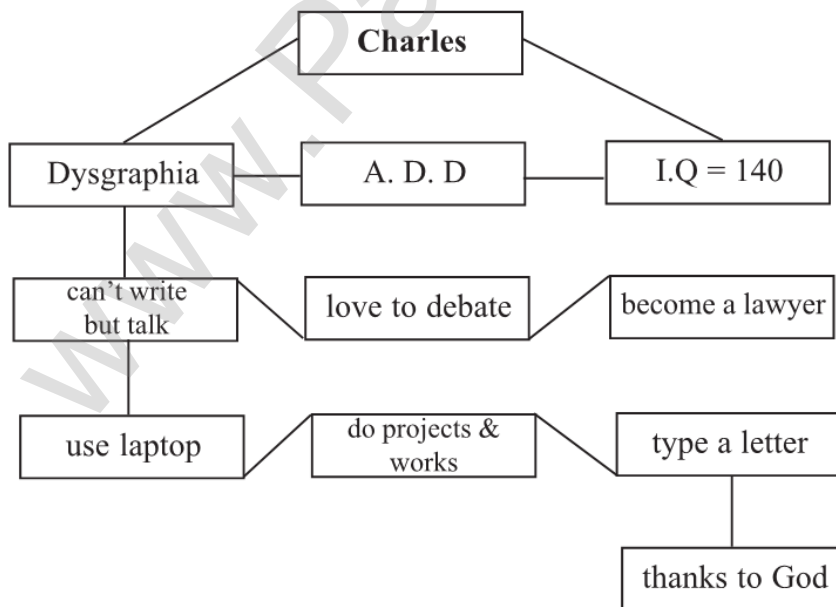
**17. Signature of the teacher** :

**18. Signature of the H.M** :

## Lesson Plan English - VIII

- 1. Topic of the lesson** : 1. God, This is Charles  
(Supplementary Reader)
- 2. Unit** : 1
- 3. Nature of the unit** : Stand alone
- 4. Learning format** : Self study and group study
- 5. Learning skill** :
1. To know about dysgraphia and attention deficit disorder.
  2. To know about the problems of Charles.
  3. To get courage and confidence from the story of Charles.
- 6. Introduction** :
- a) Motivation** : The teacher tell the story of Hellen Keller who had the problems of visuality, hearing and speaking. The courage and confidence of Hellen made her a famous personality in the world.
- b) Motivational question:** What is special education?
- 7. New words :**
- |            |                          |           |                   |
|------------|--------------------------|-----------|-------------------|
| guess      | - think                  | attention | - listening       |
| dysgraphia | - difficult with writing | deficit   | - insufficient    |
| disorder   | - disease                | grip      | - hold to tightly |
| dictate    | - to tell                | trip      | - picnic          |
| complain   | - blame                  | evidence  | - proof           |
| project    | - action plan            | accept    | - approve         |
| challenge  | - face boldly            |           |                   |

**8. Mind map :**



**9. Consolidation** : The teacher divides the supplementary reader as following topics,

- |                           |                                   |
|---------------------------|-----------------------------------|
| 1. Charles problems       | 2. Charles courage and confidence |
| 3. Problems of dysgraphia | 3. Thanks to God                  |

**10. Presentation** : The teacher asks the students to explain their views about each topic.

**11. Reinforcement:** The teacher asks the students to tell the story of Charles in their own style.

**12. Evaluation** :

1. What learning difficulty does Charles have?
2. Why does he say that God would think he didn't have a mind?
3. How does dysgraphia affect Charles' writing?
4. What does Charles want to be?
5. What is Charles good at?
6. Why does he say his teacher is the best?
7. How does the computer help Charles?

**13. Remedial Measures** : The teacher teaches the below average students, with the help of above average students

**14. Formative Assessment** : Use your creativity and draw a picture of Charles working with a computer.

**15. Follow up** : Write a letter to God about your weakness and strengths.

**16. Date** :

**17. Signature of the teacher** :

**18. Signature of the H.M** :



## Lesson Plan English - VIII

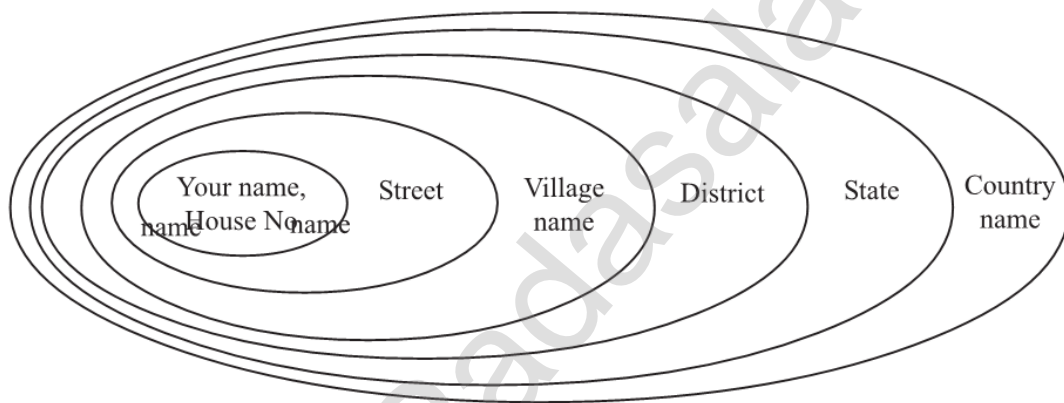
1. **Topic of the lesson** : 2. What Is Your Address? (Prose)  
 2. **Unit** : 2  
 3. **Nature of the unit** : Stand alone  
 4. **Learning format** : Self study and group study

5. **Learning skill** :
1. To know about the formation of our universe, galaxy and earth.
  2. To know about the origin of human history.
  3. To understand the concept of global warming and its effects.
  4. To take part of planting trees and reducing electricity and fuel.

6. **Introduction** :

a) **Motivation** :

The teacher asks the students to write their address in their note book and explains the following diagram.



b) **Motivational question:**

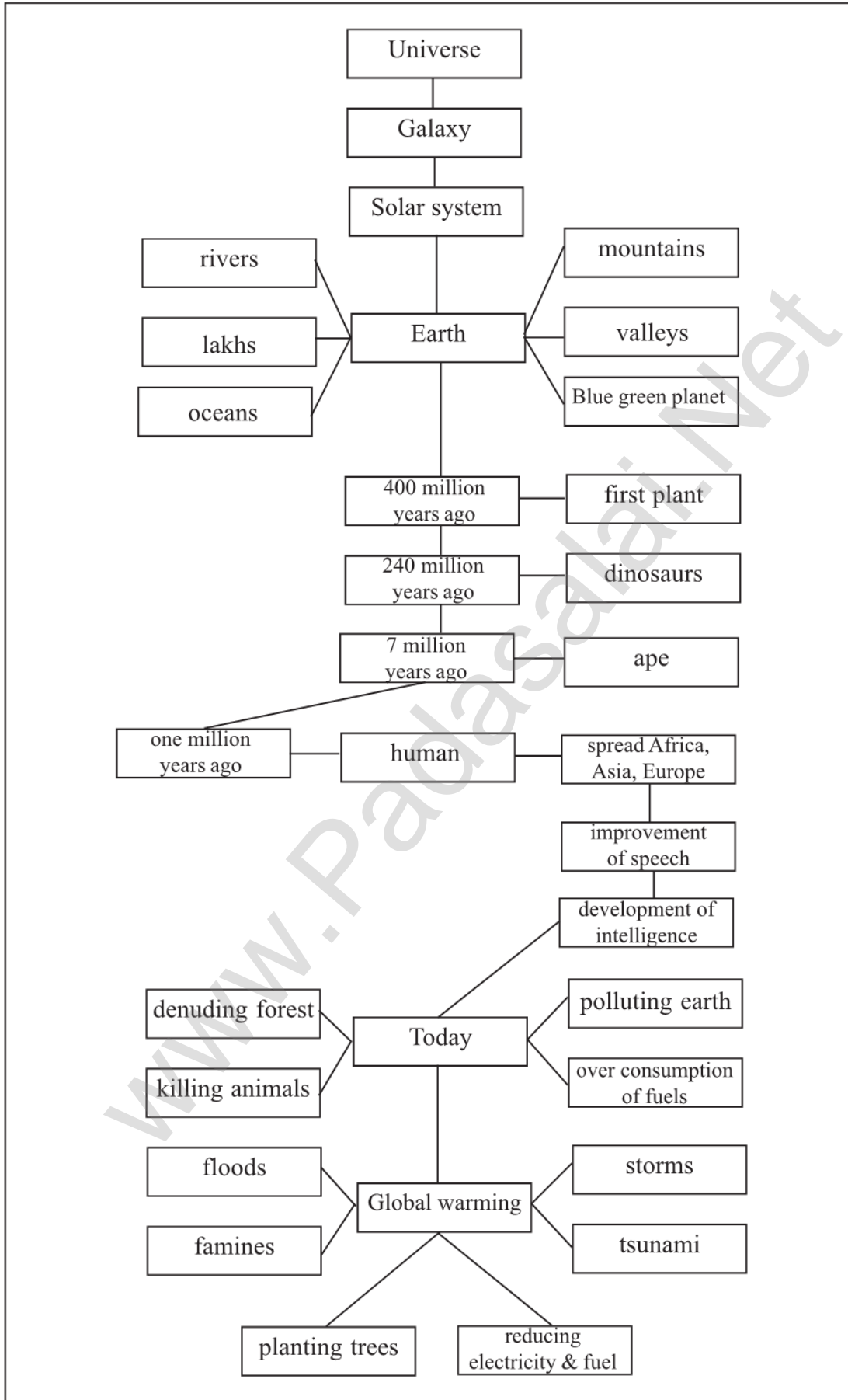
Do you know the formation our earth? Do you know about the Lemuriya continent?

7. **New words :**

explosion	- sudden burst	galaxy	- collection of stars
swarming	- flooded with	evolve	- develop
extinct	- died out	denuding	- removing
segragate	- seperate	emergence	- formatio
million	- 10 lakh	protective	- save
aggressive	- powerful	gradually	- step by step
generous	- common	unpredictable	- unknown
enormous	- very large	accumulate	- to add
threatening	- frightening	promoting	- developing
global warming	- increasing temperature of earth		
extensively	- very large		

8. **Mind map :**

ame



**9. Consolidation :**

The teacher divides the prose as following topics and asks the students to collect details about each topic.

1. Formation of earth
2. Origin of plants and animals
3. Origin of human
4. Today's problems
5. Global warming
6. Solutions for pollution.

**10. Presentation :**

The teacher asks the students to express their views about each topic of consolidation.

**11. Reinforcement:**

The teacher asks the students to explain the whole lesson with the help of mind map.

**12. Evaluation :**

1. How are galaxies formed?
2. What makes the earth beautiful?
3. Why did dinosaurs go extinct?
4. What is global warming?
5. What have human beings done to the earth?
6. Why is the temperature around the world increasing?
7. What is a carbon foot print?

**13. Remedial Measures :**

The teacher teaches the below average students, with the help of above average students

**14. Formative Assessment :**

Draw a picture of showing the effects of global warming.

**15. Follow up :**

Write an essay about global warming.

**16. Date :****17. Signature of the teacher :****18. Signature of the H.M :**

## Lesson Plan English - VIII

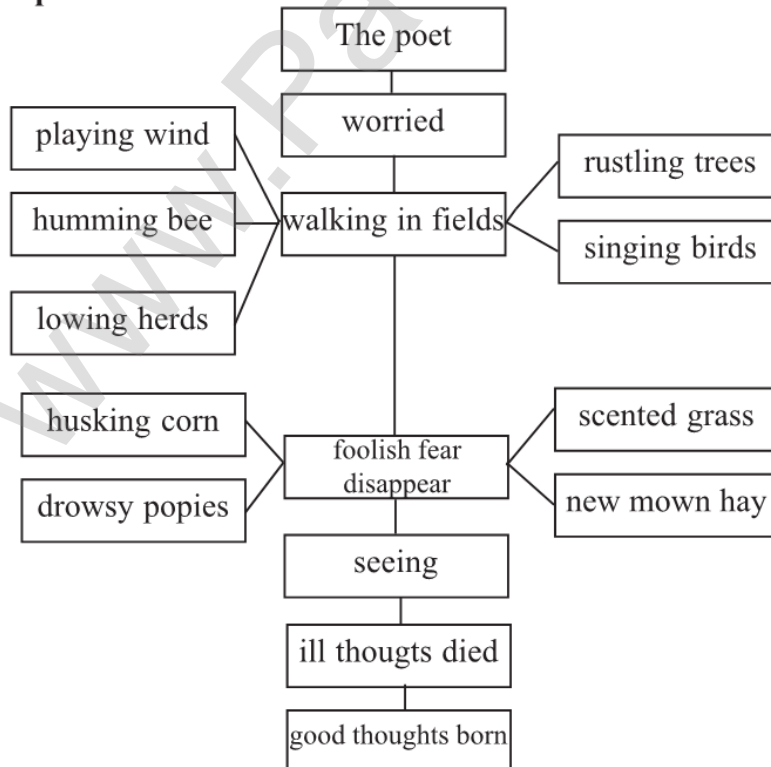
- 1. Topic of the lesson** : 2. Out In The Fields Of God (Poem)  
**2. Unit** : 2  
**3. Nature of the unit** : Stand alone  
**4. Learning format** : Self study and group study  
**5. Learning skill** :
1. To appreciate the concept of the poem
  2. To understand the nature's gift to the world.
  3. To develop the habits of walking and enjoy the nature.

- 6. Introduction** :
- a) Motivation** : The teacher tells the importance of walking :  
*Walking is a good exercise. Walking helps to reduce the non communicable diseases such as sugar, cholestrol and stress related problems. Our national leaders walked all over the country and spread national-ism to our people. Walking gives relaxation and enjoyable feelings to our heart.*
- b) Motivational question:** Which is your favourite exercise?

**7. New words :**

fretted	- worried	lowing	- call of animals
herds	- group of animals		
rustling	- the sound made when the wind passes through the tree		
cast away	- throw away	new mown	- recently cut
husking	- remove the outer coverings of grains		
drowsy	- sleeping		

**8. Mind map :**



VIII Std - English - Term : 3 .

**9. Consolidation** : The teacher divides the poem as stanza I and stanza II and narrates about each stanza in a brief.

**10. Presentation** : The teacher asks the students to explain their views about each stanza.

**11. Reinforcement** : The teacher asks the students to sing the poem.

**12. Evaluation** :

1. Where did the poet go?
2. Was the poet happy or worried?
3. What was the mood of the poet when she went for walk for?
4. What changed her mood?
5. How was she able to throw away her fears?

**13. Remedial Measures** : The teacher teaches the below average students, with the help of above average students

**14. Formative Assessment** : Write a poem about nature.

**15. Follow up** : Collect and list out more onomatopoeic words such as boom, buzz....

**16. Date** :

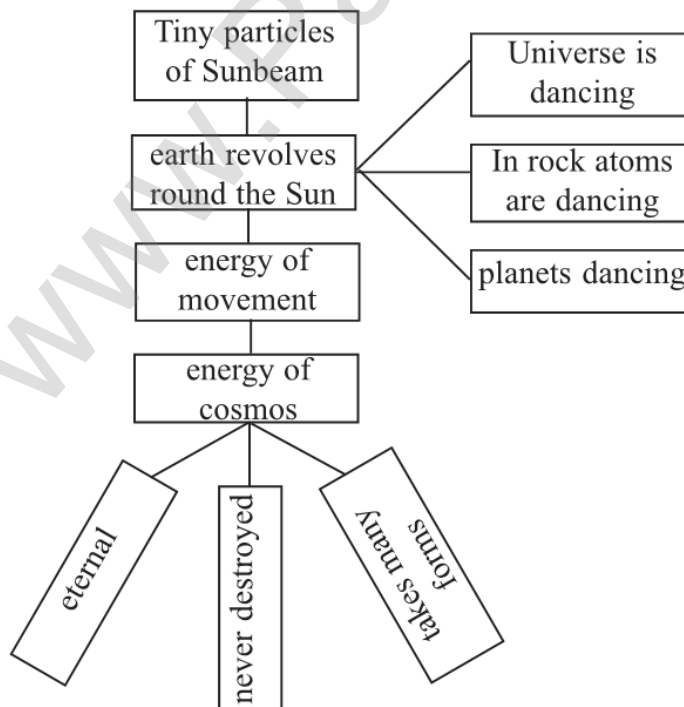
**17. Signature of the teacher** :

**18. Signature of the H.M** :

## Lesson Plan English - VIII

- 1. Topic of the lesson** : 2. The Sunbeam  
(Supplementary Reader)
- 2. Unit** : 2
- 3. Nature of the unit** : Stand alone
- 4. Learning format** : Self study and group study
- 5. Learning skill** :
1. To know about the motions of atoms in a matter.
  2. To understand the dancing nature of particles, galaxies and universe.
  3. To understand the eternal energy of cosmos.
- 6. Introduction** :
- a) Motivation** : The teacher lights on a torch. He shows the lots of dust particles in the beam of torch. The particles in the path beam are dancing. Now the teacher asks the students, *Why are the particles dancing?*
- b) Motivational question:** *What are the parts of an atom?*
- 7. New words :**
- |                    |                      |          |                    |
|--------------------|----------------------|----------|--------------------|
| canopy             | - tree cover         | shaft    | - ray of light     |
| incredible         | - unbelievable       | vibrant  | - full of energy   |
| static             | - still              | eternal  | - last for ever    |
| sunbeam            | - sun light          | particle | - very small piece |
| ma <del>fact</del> | - ob <del>ject</del> |          |                    |
| visible            | - to see             | destroy  | - demolish         |
| motion             | - movement           | constant | - not changed      |

**8. Mind map :**



**9. Consolidation :**

The teacher divides the supplementary reader as the following topics,

1. Dancing Of atoms
2. Motions of planets and Galaxies
3. The eternal energy

**10. Presentation :**

The teacher asks the students to explain their views about each topic.

**11. Reinforcement:**

The teacher asks the students to tell the concept of *motions and energy* in their own style.

**12. Evaluation :**

1. What made the butterfly feel like humming a song?
2. What did the butterfly see in the sunbeam?
3. What does the sunbeam tell the butterfly about the particles?
4. What is the butterfly's question about stillness?
5. What is the butterfly's question about energy?
6. What is the answer of sunbeam about stillness?
7. What is the answer of sunbeam about energy?

**13. Remedial Measures :**

The teacher teaches the below average students, with the help of above average students

**14. Formative Assessment :**

Use your creativity and draw a picture of the Sunbeam and a butterfly.

**15. Follow up :**

Read and collect details about Universe and planets in your village library.

**16. Date :**

**17. Signature of the teacher :**

**18. Signature of the H.M :**