

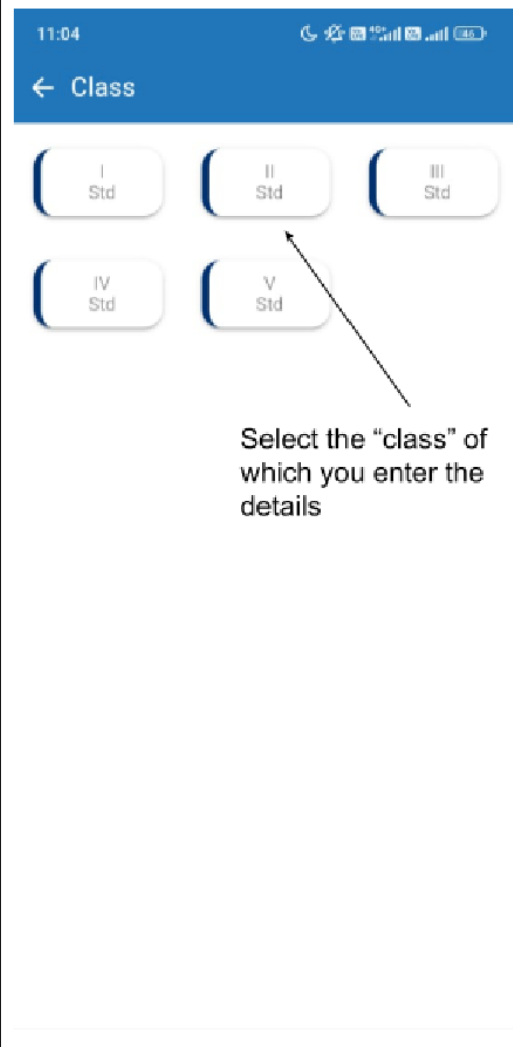


Mobile Application Flow for Bus Pass Entry in Teacher login

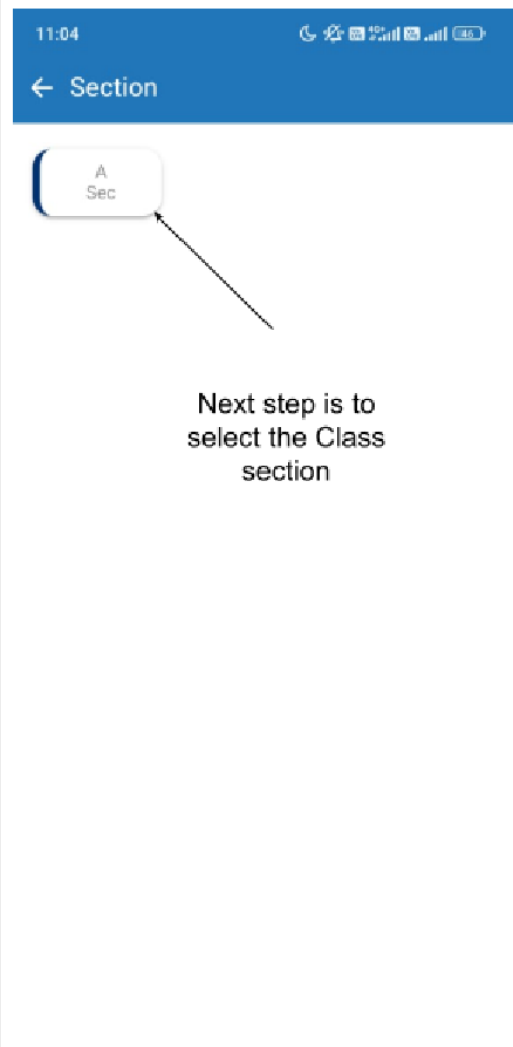
(TNSED School App)

Step1. Login to Application by entering the Teacher EMIS ID and Password	Step 2: Click the Schemes icon
	 <p>Click the "Schemes" icon</p>

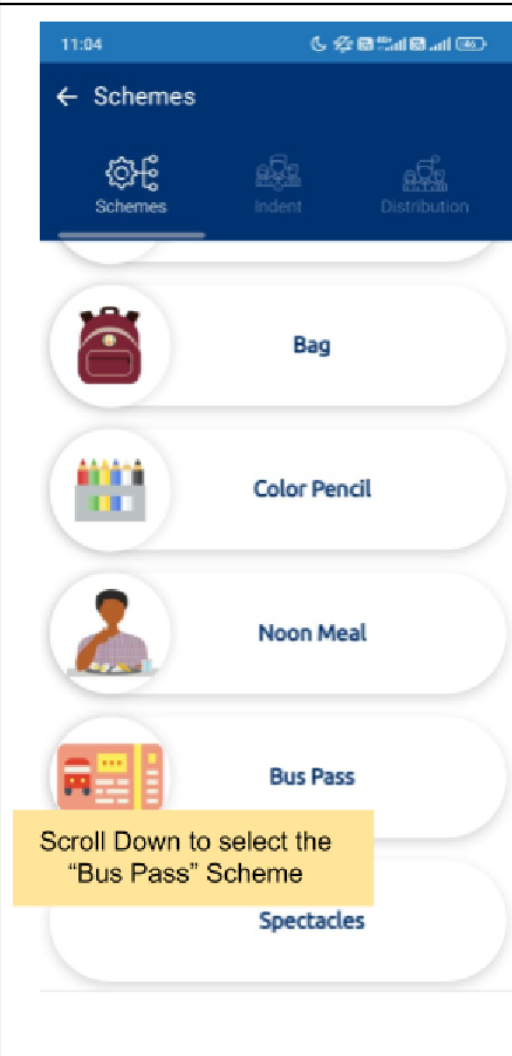
Step 3: Teacher has to Select the Class for the students they wants to enter



Step 4: Next step, teacher has to select the class section



Step 5: Select the "Bus Pass" to select the students



Step 6: A list of students in the class will be displayed. Click "Apply" for the students opting for the bus pass.



Step 7: The student application form will appear. Enter "Journey From Residence" and "Journey To School" in the form

11:04

← Student Application Form

Student Name:
NIVETHA K

Class & Sec:
5 - A

Residential Address:
Door No *:
33

Street Name *:
INDIRA NAGAR

City / Village *:
Dhamal colony

Pincode *:
631551

Journey- From Residence (Nearest bus stop) *:
[Empty field]

Journey- To School (Nearest bus stop) *:
[Empty field]

Upload a photo *:
[Empty field]

Enter the Journey Details

Step 8: As the final step, upload the student's passport size photo in the specified size and click "Save".

11:04

← Student Application Form

City / Village *:
Dhamal colony

Pincode *:
631551

Journey- From Residence (Nearest bus stop) *:
[Empty field]

Journey- To School (Nearest bus stop) *:
[Empty field]

Upload a photo *:
[Photo upload icon]

Click here to Upload File Should be a Jpg* and less than 3 MB

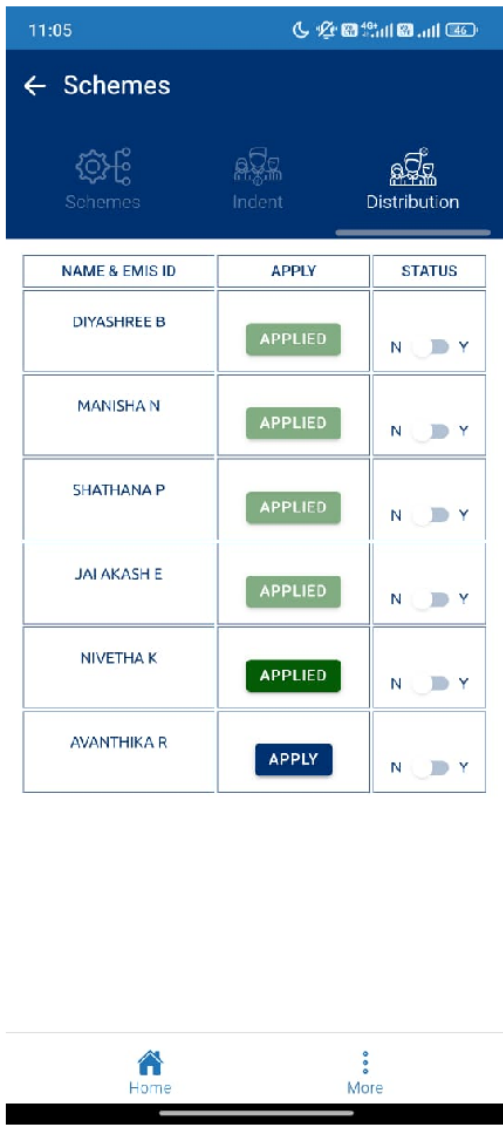
(Note: Please upload only passport size photo (3.5cm X 4.5cm))

Save

Step 9: Once saved, the "Apply" button will change to "Applied" status in green colour.

Note:

1. Teachers has to only apply for students those who are willing for free bus pass schemes
2. The list of applied students will be sent for approval to the respective DEOs (District Education Officers).
3. Once approved by the DEO, the status will change to "Y".




Sample details : Complete Application form will be send to HM for Approval

11:05

← Student Application Form


Upload a photo *



Click here to Upload File Should be a .jpg* and less than 3 MB

(Note: Please upload only passport size photo (3.5cm X 4.5cm))

1c30b9d0-28e2-11ef-b15b-775f0f810b7a.jpg



Save

11:05

← Student Application Form

Student Name:

NIVETHA K

Class & Sec:

5 - A

Residential Address:

Door No *:

33

Street Name *:

INDIRA NAGAR

City / Village *:

Dharmal colony

Pincode *:

631551

Journey- From Residence (Nearest bus stop) *:

Anna Nagar

Journey- To School (Nearest bus stop) *:

Nungambekkam

Upload a photo *


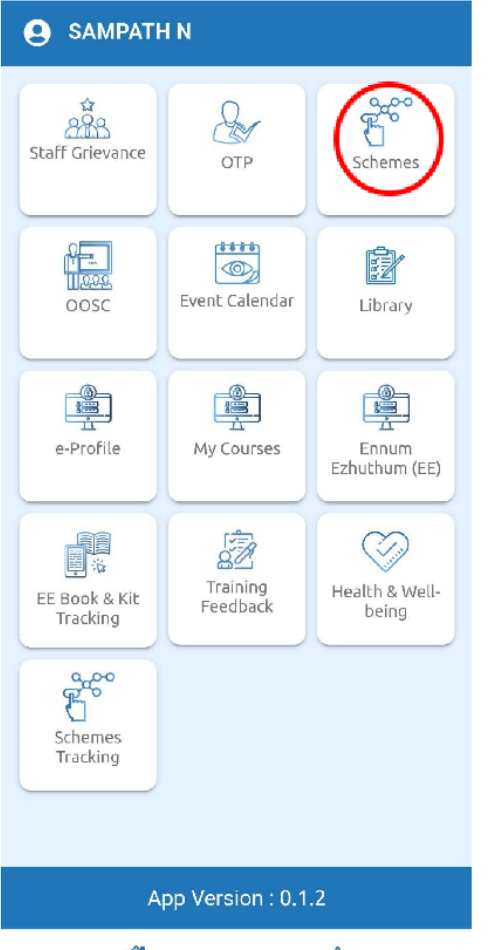


Home More

HM Approval Process for Bus Pass

TNEMIS - Administrator Login

Applied students name will be displayed in HM login (TNSchools Mobile App) for approval

Step1. Login to Application by entering the HM EMIS ID and Password	Step 2: Click the Schemes icon
	

Step 3: HM has to Select the Class for the students they wants to enter

← Students Application Form

Please Select Class

Please Select ▾



Home



More

Step 4: Next step, HM has to select the class section

← Section

A
Sec



Home



More

Step 5: Class wise Applied and Pending status will be displayed, Click Blue Colour "Tick" button to approve

Step 6: After successfully approved all the students pending status will become 0 and Approve status colour will be turned into Green

← Class List

 UDISE Code 33090602703


CLASS	NO OF APPLICACION SUBMITTED		APPROVE
4 - A	Applied - 1	Pending - 1	

STUDENTS APPLICATION

Home More






← Class List

 UDISE Code 33090602703

CLASS	NO OF APPLICACION SUBMITTED		APPROVE
4 - A	Applied - 1	Pending - 0	

STUDENTS APPLICATION

saved successfully

<p>Step 7: By clicking Students application</p>	<p>Step 8: Individual student's application status can be previewed.</p>						
<div style="background-color: #003366; color: white; padding: 5px;"> <p>← Class List</p> </div> <div style="margin-top: 10px;">  <p>UDISE Code 33090602703</p> </div> <table border="1" style="width: 100%; border-collapse: collapse; text-align: center;"> <thead> <tr> <th style="width: 25%;">CLASS</th> <th style="width: 25%;">NO OF APPLICATION SUBMITTED</th> <th style="width: 25%;">APPROVE</th> </tr> </thead> <tbody> <tr> <td>4 - A</td> <td>Applied - 1 Pending - 0</td> <td style="color: green;">✔</td> </tr> </tbody> </table> <div style="background-color: #003366; color: white; text-align: center; padding: 5px; margin-top: 20px;"> <p>STUDENTS APPLICATION</p> </div> <div style="display: flex; justify-content: space-around; margin-top: 10px;"> <div style="text-align: center;">  Home </div> <div style="text-align: center;">  More </div> </div>	CLASS	NO OF APPLICATION SUBMITTED	APPROVE	4 - A	Applied - 1 Pending - 0	✔	<div style="background-color: #003366; color: white; padding: 5px;"> <p>← Students Application Form</p> </div> <div style="text-align: center; margin-top: 10px;"> <p>Please Select Class</p> <div style="border: 1px solid #ccc; padding: 5px; display: inline-block;">4 ▼</div> </div> <div style="text-align: center; margin-top: 10px;"> <p>METROPOLITAN TRANSPORT CORPORATION (CHENNAI) LIMITED, CH-2.</p> <p>ANNUXURE-1</p> </div> <div style="border: 1px solid #ccc; padding: 5px; margin-top: 10px;"> <p style="text-align: center;">STUDENTS APPLICATION FORM</p> <p>District : NAMAkkAL</p> <p>UDISE CODE : 33090602703</p> <p>School Name : PUPS PULLAMANACKANUR</p> <p>Address : pups school,pullamanaickanur\nSELLAPPAMPATTY PO</p> <p>Phone No : 9443515281</p> </div> <div style="border: 1px solid #ccc; padding: 5px; margin-top: 10px;"> <p>Application No : 0001</p> <p>Student Name:SARAN M</p> <p>Class: 4 Sec: A</p> <p>Door No, Street Name: RAJA MILL,PULLAMANACKANUR</p> <p>City / Villane:</p> </div> <div style="display: flex; justify-content: space-around; margin-top: 10px;"> <div style="text-align: center;">  Home </div> <div style="text-align: center;">  More </div> </div>
CLASS	NO OF APPLICATION SUBMITTED	APPROVE					
4 - A	Applied - 1 Pending - 0	✔					